



**NIFT**



**2026**

**STARTER**



**KIT**

YOUR FIRST STEP TO  
CRACKING INDIA'S TOP DESIGN  
COLLEGE BEGINS HERE!



# STARTER KIT FOR NIFT

## 2

## HOW TO COME UP WITH IDEAS

### Homework for Life

At the end of each day, ask yourself:

“What moment today could have been a story?”



- Train yourself to notice small, everyday moments.
- These thoughts, realizations, are what make you human.

Q Look for first, last, best, and worst moments.

Example: “I was eating with my friends and suddenly realized this might be one of the last few years we do this so often.”



# OBSERVE YOUR SURROUNDINGS!

Notice your surroundings carefully. Keep an eye out for interesting shapes, patterns, colours, designs, etc.


Make quick sketches of what you see!

table lamp



See how everyday objects & patterns can become inspiration?

mosaic tiles



# WHAT IS NIFT?



India's top design college.

The dream of every budding designer!

## NIFT COURSES

- B.Des (Bachelor of Design)
- B.FTech (Bachelor of Fashion Technology)
- M.Des (Master of Design)
- M.F.M (Master of Fashion Management)



B.Des

### STRUCTURE:

GAT (120 mins)  
CAT (180 mins)  
Sit. Test (120 mins)

## ADMISSION: B.DES

### STEP 1



Both written exams



B.Des

### GAT + CAT

Both written exams

### Situation Test

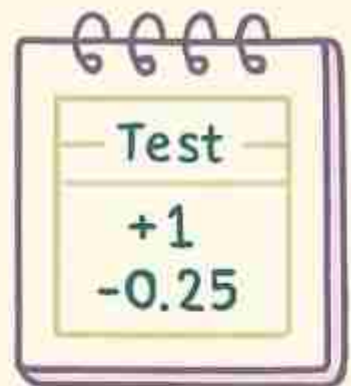
Hands-on model-making exam

### FINAL LIST

GAT x 40% SIT x 30%  
corr.: coV



B.Des



## MARKING

- +✓ GAT (120 mins)
- +✓ CAT (180 mins)
- +✓ Sit. Test (120 mins)

## ELIGIBILITY:

Complete 10+2 in any stream (& aged under 24)

## DATES:

Dec 2025: Apply online

Feb 2026: Entrance exams






# ✧ NIFT ✧

## EXAM OVERVIEW

### CAMPUS INFO


**18** CAMPUSES  
ACROSS INDIA



### TEST FORMAT

CAT  
CREATIVE  
TEST

GENERAL  
ABILITY  
TEST



### HINT #1: MY JOURNEY

I spent around  
10-12 months  
preparing for  
the exam.



# 10-DAY KICKSTART PLAN

START SMALL. STAY CONSISTENT.  
SPARK YOUR CREATIVITY.

## DAY 1

### OBJECT DRAWING

Sketch 3 everyday objects around you-



DRAW + LABEL +  
ADD A TWIST

## DAY 3



Answer 1e 1:

1. Quesh camps at
2. Find a tabele, a door, or a window

## DAY 2

### LINE & SHAPE FRACTICE

Fill a page with only circles, straight lines & triangles



## DAY 4

### A THEME-BASED SKETCH



Inside  
My  
Dream  
Backpack

IMAGINE WHAT ONLY  
YOU WOULD CARRY!



## DAY 6



### FIGURE DRAWING



Practice  
action poses:

1. What comes next to make?
2. Mirror, table, or a cup
3. Spot the odd one in each inside
5. LOGIC = POWER IN GAT!

## DAY 7

### CREATIVE PROMPT



Turn a mug  
into a toy, robot,  
vehicle or anything



## DAY 8

### SHADING PRACTICE

Think  
function  
+ FUN!



## DAY 9



### GK BOOSTER



Search 3-3  
design-related  
current affairs



## MOC 10



### MOCK MINI- TEST



CAT + GAT + Speed  
Mini-test ☒

# CAT ESSENTIALS

## ★ + SAMPLE QUESTION

A blue cloud on the left, an orange star in the middle, a dashed line, and a yellow cloud on the right, with a pink star at the top right.

### CREATIVE ABILITY TEST

★ Held in January over 3 hours,  
worth 50% of total score

### FOCUS ON

Creativity, ideation,  
presentation, story-telling

### USE OF COLOUR IS KEY

★ avoid purely black & white  
designs!





PART

1



# SAMPLE QUESTION

**VISUALIZE AND DESIGN  
A POSTER TO CELEBRATE  
WORLD ENVIRONMENT DAY**

you may use colour pencils, oil  
pastels, markers, pens, etc. to  
add colour



# GAT OVERVIEW

PART OF WRITTEN TEST FOR BDES


## \* GENERAL ABILITY TEST

- TESTS YOUR  
GENERAL AWARENESS

- QUANTITATIVE/GK/  
COMMUNICATION EN-  
GLISH/AND MORE!

- EXAM DURATION  
2 HOURS

- NUMBER OF  
QUESTIONS





# MASTERING THE MODEL-MAKING ROUND



## SITUATION TEST

LAST stage of the NIFT entrance  
/ 2-hr challenge: mock brief + craft  
materials

score depends on idea, execution  
and presentation

What's it like?

LAST stage of  
the NIFT  
entrance →





# TIPS

1

PLAN BEFORE  
YOU STICK

3



CONCEPT  
IS KING

## EXAMPLE THEMES

- A DREAM GARDEN
- A GIFT FOR MY  
TEACHER

2



USE MATERIALS  
CLEVERLY

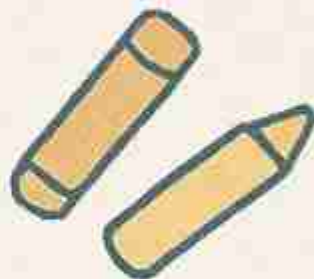
4



KEEP IT  
NEAT AND  
CLEAN



5



LABEL  
EVERYTHING



# YOU CAN CRACK ★ NIFT! ★

Keep going even when  
it's tough. Keep trying,  
finding ideas, and  
showing up.

★ YOU DON'T NEED  
TO BE PERFECT—  
JUST CONSISTENT

